

# BLITZ

## CHAIRS AND TUB CHAIRS

Design: R&D Sitlosophy®







Blitz stands out for its modern allure characterized by the scalloped backrest and the straight seat, a contrast made more evident in the two-color version. The many different bases available allows to easily adapt the armchair to any context, from the office to places of conviviality.







































### Technical features



























<b>Structure</b>	Multilayer
<b>Padding</b>	Flexible polyurethane foam 5 and 2 cm thick, density 40 rc
<b>Armrests</b>	Heat-bent multilayer
<b>Swivel Base</b>	B68 Polished cast-aluminum 4-star base on item 1620. Optional: B70 black aluminum 4-star base on item 1620. 4-star black nylon pyramid base on item 1621. Polished cast-aluminum 4-star pyramid base on item 1622
<b>Fixed base</b>	4-legs ashwood base, natural polish on item 1624

## Components and/or modules

Image	Dimensions	Code	Description
	H 80 L 65 P 70	C1620B	Swivel armchair, 4-star aluminum base
	H 82 L 65 P 67	N1621B	Swivel armchair, black 4-star pyramid nylon base
	H 81 L 65 P 72	C1622B	Swivel armchair, 4-star pyramid aluminum base
	H 81 L 65 P 64	W-N1624V	Armchair, 4-legged solid ash wood base, natural finish

## Materials and finishings

Cat.	Material	Description	Certifications	Link
1	 <b>Madrid</b> <i>13 colors</i>	Weight: ± 230 g/mq Composition: 100% PP polypropylene F.R. Martindale: 80.000 cycles	 	
1	 <b>Cove</b> <i>13 colors</i>	Weight: ± 565 g/mq Composition: 82% PVC - 7% Cotton - 11% Polyester Martindale: 50.000 cycles		
2	 <b>Angel</b> <i>13 colors</i>	Weight: ± 228 g/mq Composition: 100% polypropylene F.R. Martindale: 100.000 cycles		
2	 <b>One</b> <i>15 colors</i>	Weight: ± 350 g/mq Composition: 100% recycled polyester Martindale: 100.000 cycles	  	
2	 <b>Gazebo</b> <i>15 colors</i>	Weight: ± 640 g/mq Composition: 87,5% Plasticized polyvinylchloride - 12,5% Cotton Martindale: 50.000 cycles		
2	 <b>King-flex</b> <i>15 colors</i>	Weight: ± 300 g/mq Composition: 100% Polyester Trevira CS Martindale: 100.000 cycles	   	
3	 <b>Secret</b> <i>15 colors</i>	Weight: ± 540 g/mq Composition: 76% PVC - 2% PU - 22% PES Martindale: 60.000 cycles Features: waterproof, UV rays resistant, suitable for outdoor		
3	 <b>Mini</b> <i>15 colors</i>	Weight: ± 340 g/mq Composition: 100% Polyester Trevira CS Martindale: 100.000 cycles	   	
3	 <b>Sealife</b> <i>15 colors</i>	Weight: ± 330 g/mq Composition: 100% Recycled polyester SEAQUAL certified Martindale: 100.000 cycles	   	

Cat.	Material	Description	Certifications	Link
4	 <b>Pelle</b> 13 colors	100% genuine leather	 Genuine leather	
5	 <b>Step</b> 15 colors	Weight: ± 340 g/mq Composition: 100% Trevira CS Martindale: 100.000 cycles	    Fire proof class 1IM	
5	 <b>Go Check</b> 15 colors	Weight: ± 310 g/mq Composition: 100% Trevira CS Martindale: 200.000 cycles Features: antibacterial, hypoallergenic, non-toxic	     Fire proof class 1IM	
5	 <b>Lana</b> 13 colors	Weight: ± 410 g/mq Composition: pure new wool Martindale: 50.000 cycles Features: 100% recyclable fabric	  Fire proof class 1IM	
5	 <b>Extrema</b> 15 colors	Weight: ± 480 g/mq Composition: 63% PU - 29% COT - 8% PES Martindale: 150.000 cycles Features: antibacterial protection	 <i>Ultra-Fresh*</i> Fire proof class 1IM	
6	 <b>Pelle Panama</b> 15 colors	Composition: 100% corrected grain leather Thickness: 1,0 - 1,2 mm Flex resistance: 50.000 cycles	 Vera pelle Flame-resistance treatment available upon request	

## Certifications



Class 1IM fire homologation available upon request. FSC® certificate finder.



<https://www.sitlosophy.com/en/seat/blitz/>

## INSTRUCTIONS FOR USE AND MAINTENANCE

### GENERAL INFORMATION

If the chair is used as a computer station, the angles between foot and calf, calf and thigh, thigh and back, forearm and shoulder must be approximately 90°

### GAS PUMP FOR HEIGHT-ADJUSTMENT

Instructions for use: The height adjustment of the seat with a gas pump is obtained by pulling the mechanism lever upwards.

Maintenance instructions: The pump does not require particular maintenance but it is advisable to avoid direct contact with the sliding parts as they contain lubricant.

Warnings: Do not open the gas column by force. Only specialized personnel can replace or repair the gas column.

### MECHANISMS

Instructions for use: All anti-shock mechanisms have a safety system which, once unlocked, is activated with a slight backward movement of the backrest, to avoid the sudden and accidental return forward.

Maintenance instructions: It is recommended to periodically clean the mechanism to prevent dust or other indoor pollutants from compromising its operation or causing squeaks.

Warnings: All the adjustments of the mechanisms (height, side shift, seat and backrest adjustment, oscillation) must be operated while seated to avoid putting the mechanism under improper strain. During the adjustment phases, pay attention to avoid any risk of fingers trapping or crushing.

### UPHOLSTERIES

Maintenance instructions:

Synthetic leather: Clean with a damp cloth, neutral soap and rinse well with water. Strictly avoid using solvents, bleaches or other chemical detergents, as they could alter the aesthetic and physical characteristics of the product. In general, materials with light colors cannot be put in contact with clothes containing unfixed dyes (eg denim jeans and derivatives) to avoid stains or halos that are difficult to remove.

Fabric: Clean using a damp sponge by moistening the fabric without getting it wet. The use of a suction brush is not recommended, as traces of shampooing may remain on the upholstery, which would modify the fire characteristics of the fabric. Gently dab the edges in the center of the stain, do not rub. After stain removal it is necessary to proceed with a complete drying of the fabric, avoiding subjecting it to high temperatures. Strictly avoid

the use of solvents, bleaches or other chemical detergents, as they could alter the aesthetic and physical characteristics of the product.

Genuine leather: Clean regularly with a soft, dry cloth. Any stains can be removed using a cloth moistened with water neutral soap by making regular circular movements. Gently dry after treatment. Gently dab from the edges to the center of the stain, do not rub. Strictly avoid the use of solvents, bleaches or other chemical detergents, as they could alter the aesthetic and physical characteristics of the product.

Wool: Use the vacuum cleaner with a smooth nozzle regularly, without brushing or rubbing in any way. Strictly avoid the use of solvents, bleaches or other chemical detergents, as they could alter the aesthetic and physical characteristics of the product.

Warnings: Some coverings (leather, imitation leather, textured fabrics) may have a slightly different aesthetic result depending on the batch, the dye bath and the type of product they are going to cover. In particular, the leather used for the upholstery of sofas and armchairs is a material of natural origin so any small imperfections are not to be considered defects. The leather upholstery, with use, can change its appearance and texture over time, this is to be considered normal.

### UNPADDED SEATING MATERIALS

Maintenance instructions:

Mesh coverings: Use the vacuum cleaner with smooth nozzle regularly, without brushing or rubbing in any way. Any stains can be removed using a cloth moistened with water and neutral soap with regular circular movements. Strictly avoid the use of solvents, bleaches or other chemical detergents, as they could alter the aesthetic and physical characteristics of the product.

Exposed wood: Clean using a dry cotton cloth to remove any residual dust or minor impurities. Do not use wet or damp cloths. To avoid unsightly scratches, do not use abrasive cloths, chemicals or powdered cleaners that could damage the paint. Strictly avoid the use of solvents, bleaches or other chemical detergents, as they could alter the aesthetic and physical characteristics of the product. Wood surfaces, being a natural material itself, may undergo color changes with use and over time.

Plastic: Plastic surfaces should generally be cleaned with a soft, damp cloth soaked in water. We do not recommend the use of dry cloths which, with rubbing, could electrostatically charge the plastic surface, attracting dust.

For stubborn stains, mild liquid soap, diluted in water can be used in moderation. Strictly avoid

the use of solvents, bleaches or other chemical detergents, as they could alter the aesthetic and physical characteristics of the product. Avoid all abrasive substances such as powder detergents, abrasive pastes, steel wool or rough sponges. Avoid dragging objects on surfaces that can scratch the material.

### CHROME OR PAINTED BASES AND METAL STRUCTURES

Maintenance and cleaning instructions: Both the metal surfaces in steel or aluminum and the painted surfaces must be cleaned with a soft, damp cloth soaked in hot water; for more stubborn stains, it is possible to dilute neutral liquid soap in water, in moderation. Always dry after cleaning with a soft cloth or chamomis leather. Do not use creams and pastes suitable for cleaning steel ovens, do not use chlorine, do not use bleach and other aggressive detergents. It is not recommended to use abrasive pastes, scouring pads and abrasive sponges that can scratch metal surfaces. Avoid contact with floor cleaners containing corrosive solvents such as, for example, muriatic acid, ammonia, denatured alcohol, bleach, sulfuric acid, soda, etc.

### CASTORS

Advice: For chairs placed on tiled floors, carpets or rugs, we recommend polyamide wheels.

For hard floors like stone, wood, laminate, the use of soft desmopan castors is recommended.

Maintenance and cleaning instructions: It is advisable to periodically clean the castors in order to avoid the accumulation of dirt that may be cause of malfunctioning.

Warning: Do not force the sliding of castors on floors with deep joints as the difference in level can cause them to break.