

HOST

CHAIRS AND TUB CHAIRS

Design: R&D Sitlosophy®



Wild card of the collection, Host is an armchair that fits perfectly into the most diverse environments, from the home to the office, from the waiting room to the restaurant thanks to its contemporary and minimalist lines. The new versions with 4-legged or sled metal structure, painted in attractive and trendy colors, can be matched with the color of the upholstery to obtain an elegant monochromatic look or mixed with a contrasting nuance for a more eclectic result.

Technical features

Structure	Multilayer
Padding	Flexible polyurethane foam 2 / 3 cm thick, density 40rc
Armrests	Heat bent multilayer
Height adjustment	Gas pump (UNI 9084 certified) on item 1656
Castors	AR8 Polyamide ø50 on item 1652
Swivel base	B68 Polished cast-aluminum 4-star base on items 1650- 1656. Optional: B70 black aluminum 4-star base on item 1650. 4-star black nylon pyramid base on items 1651-1652. Polished cast-aluminum 4-star pyramid base on item 1653.
Fixed base	Steel wire cantilever base ø11 painted in: charcoal, white, powder pink, sage green on item 1658. 4-Legged steel tube base ø18x1,5 painted in: charcoal, white, powder pink, sage green on item 1659. 4-legged natural ashwood base on item 1655. 4-Legs chrome steel tube base ø16x2 on item 1657.

Components and/or modules







Image	Dimensions		Code	Description
	H	80	C1650B	Swivel armchair, 4-star aluminum base
	L	60		
	P	70		
	H	82	N1651B	Swivel armchair, black 4-star pyramid nylon base
	L	60		
	P	67		
	H	82	N1652B	Swivel armchair, black 4-star pyramid nylon base on castors
	L	60		
	P	67		
	H	81	C1653B	Swivel armchair, 4-star pyramid aluminum base
	L	60		
	P	72		
	H	82	AT1658V	Charcoal painted cantilever armchair
	L	60		
	P	58		
	H	82	B1658V	White painted cantilever armchair
	L	60		
	P	58		




















































Image	Dimensions		Code	Description
	H	82	CP1658V	Pink powder painted cantilever armchair
	L	60		
	P	58		
	H	82	VR1658V	Sage green painted cantilever armchair
	L	60		
	P	58		
	H	82	AT1659V	Guest chair, charcoal painted 4-legged base
	L	60		
	P	60		
	H	82	B1659V	Guest chair, white painted 4-legged base
	L	60		
	P	60		
	H	82	CP1659V	Guest chair, pink powder painted 4-legged base
	L	60		
	P	60		
	H	82	VR1659V	Guest chair, sage green painted 4-legged base
	L	60		
	P	60		
	H	79	W-N1655V	Armchair, 4-legged solid ash wood base, natural finish
	L	60		
	P	70		



























Image	Dimensions		Code	Description
	H	89-113	C1656G	Swivel high chair, gas lift, 4-star aluminum base
	L	60		
	P	70		
	H	113	C1657V	High chair, 4-legged chrome base
	L	60		
	P	55		

Metal

		
	CHARCOAL	WHITE
		
	PINK POWDER	SAGE GREEN

Materials and finishings

Cat.	Material	Description	Certifications	Link
1	 Madrid 13 colors	Weight: ± 230 g/mq Composition: 100% PP polypropylene F.R. Martindale: 80.000 cycles	  Fire proof class 1IM	
1	 Cove 13 colors	Weight: ± 565 g/mq Composition: 82% PVC – 7% Cotton – 11% Polyester Martindale: 50.000 cycles		
2	 Angel 13 colors	Weight: ± 228 g/mq Composition: 100% polypropylene F.R. Martindale: 100.000 cycles	 Fire proof class 1IM	
2	 One 15 colors	Weight: ± 350 g/mq Composition: 100% recycled polyester Martindale: 100.000 cycles	   Fire proof class 1IM	
2	 Gazebo 15 colors	Weight: ± 640 g/mq Composition: 87,5% Plasticized polyvinylchloride – 12,5% Cotton Martindale: 50.000 cycles	 Fire proof class 1IM	
2	 King-flex 15 colors	Weight: ± 300 g/mq Composition: 100% Polyester Trevira CS Martindale: 100.000 cycles	    Fire proof class 1IM	
3	 Secret 15 colors	Weight: ± 540 g/mq Composition: 76% PVC – 2% PU – 22% PES Martindale: 60.000 cycles Features: waterproof, UV rays resistant, suitable for outdoor	 Fire proof class 1IM	
3	 Mini 15 colors	Weight: ± 340 g/mq Composition: 100% Polyester Trevira CS Martindale: 100.000 cycles	    Fire proof class 1IM	
3	 Sealife 15 colors	Weight: ± 330 g/mq Composition: 100% Recycled polyester SEAQUAL certified Martindale: 100.000 cycles	    Fire proof class 1IM	

Cat.	Material	Description	Certifications	Link
4	 Pelle 13 colors	100% genuine leather	 Genuine leather	
5	 Step 15 colors	Weight: ± 340 g/mq Composition: 100% Trevira CS Martindale: 100.000 cycles	    Fire proof class 1IM	
5	 Go Check 15 colors	Weight: ± 310 g/mq Composition: 100% Trevira CS Martindale: 200.000 cycles Features: antibacterial, hypoallergenic, non-toxic	     Fire proof class 1IM	
5	 Lana 13 colors	Weight: ± 410 g/mq Composition: pure new wool Martindale: 50.000 cycles Features: 100% recyclable fabric	  Fire proof class 1IM	
5	 Extrema 15 colors	Weight: ± 480 g/mq Composition: 63% PU - 29% COT - 8% PES Martindale: 150.000 cycles Features: antibacterial protection	 Ultra-Fresh* Fire proof class 1IM	
6	 Pelle Panama 15 colors	Composition: 100% corrected grain leather Thickness: 1,0 - 1,2 mm Flex resistance: 50.000 cycles	 Vera pelle Flame-resistance treatment available upon request	

Certifications



Class 1IM fire homologation available upon request. FSC® certificate finder.



<https://www.sitlosophy.com/en/seat/host/>

INSTRUCTIONS FOR USE AND MAINTENANCE

GENERAL INFORMATION

If the chair is used as a computer station, the angles between foot and calf, calf and thigh, thigh and back, forearm and shoulder must be approximately 90°

GAS PUMP FOR HEIGHT-ADJUSTMENT

Instructions for use: The height adjustment of the seat with a gas pump is obtained by pulling the mechanism lever upwards.

Maintenance instructions: The pump does not require particular maintenance but it is advisable to avoid direct contact with the sliding parts as they contain lubricant.

Warnings: Do not open the gas column by force. Only specialized personnel can replace or repair the gas column.

MECHANISMS

Instructions for use: All anti-shock mechanisms have a safety system which, once unlocked, is activated with a slight backward movement of the backrest, to avoid the sudden and accidental return forward.

Maintenance instructions: It is recommended to periodically clean the mechanism to prevent dust or other indoor pollutants from compromising its operation or causing squeaks.

Warnings: All the adjustments of the mechanisms (height, side shift, seat and backrest adjustment, oscillation) must be operated while seated to avoid putting the mechanism under improper strain. During the adjustment phases, pay attention to avoid any risk of fingers trapping or crushing.

UPHOLSTERIES

Maintenance instructions:

Synthetic leather: Clean with a damp cloth, neutral soap and rinse well with water. Strictly avoid using solvents, bleaches or other chemical detergents, as they could alter the aesthetic and physical characteristics of the product. In general, materials with light colors cannot be put in contact with clothes containing unfixed dyes (eg denim jeans and derivatives) to avoid stains or halos that are difficult to remove.

Fabric: Clean using a damp sponge by moistening the fabric without getting it wet. The use of a suction brush is not recommended, as traces of shampooing may remain on the upholstery, which would modify the fire characteristics of the fabric. Gently dab the edges in the center of the stain, do not rub. After stain removal it is necessary to proceed with a complete drying of the fabric, avoiding subjecting it to high temperatures. Strictly avoid

the use of solvents, bleaches or other chemical detergents, as they could alter the aesthetic and physical characteristics of the product.

Genuine leather: Clean regularly with a soft, dry cloth. Any stains can be removed using a cloth moistened with water neutral soap by making regular circular movements. Gently dry after treatment. Gently dab from the edges to the center of the stain, do not rub. Strictly avoid the use of solvents, bleaches or other chemical detergents, as they could alter the aesthetic and physical characteristics of the product.

Wool: Use the vacuum cleaner with a smooth nozzle regularly, without brushing or rubbing in any way. Strictly avoid the use of solvents, bleaches or other chemical detergents, as they could alter the aesthetic and physical characteristics of the product.

Warnings: Some coverings (leather, imitation leather, textured fabrics) may have a slightly different aesthetic result depending on the batch, the dye bath and the type of product they are going to cover. In particular, the leather used for the upholstery of sofas and armchairs is a material of natural origin so any small imperfections are not to be considered defects. The leather upholstery, with use, can change its appearance and texture over time, this is to be considered normal.

UNPADDED SEATING MATERIALS

Maintenance instructions:

Mesh coverings: Use the vacuum cleaner with smooth nozzle regularly, without brushing or rubbing in any way. Any stains can be removed using a cloth moistened with water and neutral soap with regular circular movements. Strictly avoid the use of solvents, bleaches or other chemical detergents, as they could alter the aesthetic and physical characteristics of the product.

Exposed wood: Clean using a dry cotton cloth to remove any residual dust or minor impurities. Do not use wet or damp cloths. To avoid unsightly scratches, do not use abrasive cloths, chemicals or powdered cleaners that could damage the paint. Strictly avoid the use of solvents, bleaches or other chemical detergents, as they could alter the aesthetic and physical characteristics of the product. Wood surfaces, being a natural material itself, may undergo color changes with use and over time.

Plastic: Plastic surfaces should generally be cleaned with a soft, damp cloth soaked in water. We do not recommend the use of dry cloths which, with rubbing, could electrostatically charge the plastic surface, attracting dust.

For stubborn stains, mild liquid soap, diluted in water can be used in moderation. Strictly avoid

the use of solvents, bleaches or other chemical detergents, as they could alter the aesthetic and physical characteristics of the product. Avoid all abrasive substances such as powder detergents, abrasive pastes, steel wool or rough sponges. Avoid dragging objects on surfaces that can scratch the material.

CHROME OR PAINTED BASES AND METAL STRUCTURES

Maintenance and cleaning instructions: Both the metal surfaces in steel or aluminum and the painted surfaces must be cleaned with a soft, damp cloth soaked in hot water; for more stubborn stains, it is possible to dilute neutral liquid soap in water, in moderation. Always dry after cleaning with a soft cloth or chamois leather. Do not use creams and pastes suitable for cleaning steel ovens, do not use chlorine, do not use bleach and other aggressive detergents. It is not recommended to use abrasive pastes, scouring pads and abrasive sponges that can scratch metal surfaces. Avoid contact with floor cleaners containing corrosive solvents such as, for example, muriatic acid, ammonia, denatured alcohol, bleach, sulfuric acid, soda, etc.

CASTORS

Advice: For chairs placed on tiled floors, carpets or rugs, we recommend polyamide wheels.

For hard floors like stone, wood, laminate, the use of soft desmopan castors is recommended.

Maintenance and cleaning instructions: It is advisable to periodically clean the castors in order to avoid the accumulation of dirt that may be cause of malfunctioning.

Warning: Do not force the sliding of castors on floors with deep joints as the difference in level can cause them to break.