

HAIKU

EXECUTIVE

Design: R&D Sitlosophy®



Haiku is an executive armchair with a dynamic appearance that ensures total comfort. This is thanks to its high-performance mechanisms and enveloping elements that embrace the user both during work and relaxation moments. The outer shell is in padded oak wood and covered in fabric or in one of the fine leathers in the catalogue.

Specifications

Structure	Multilayer seat, backrest and headrest
Padding	Shape-retaining, highly resilient polyurethane foam. Seat 7 cm thick, density 40 rc back and headrest 4 cm thick, density 30 rc
Armrests	Multilayer
Mechanism	MEC 4 Multi block knee tilt plus with side tension control lever. MEC 2 multi block tilt; MEC 5 free floating tilt on items 8060 AB / 8060 AV
Height adjustment	Gas pump (UNI 9084 certified) on items with tilt mechanism
Castors	AR4 Ø 65 polyamide
Swivel base	B66 Polished cast-aluminum. B80 ø740 4-star polished aluminum on item 8060AB. Optional: B81 ø740 4-star black aluminum on item 8060AB. B68 ø700 4-star polished aluminum on item 8061B. Optional: B70 4-star black aluminum on item 8061 B. Polished aluminum 4-spikes pyramid base ø840 on items 8060AV / 8062 B.



Components and/or modules

Image	Dimension	Cod.	Description
	H	119-128	C8060OG Executive armchair multi block tilt, aluminum base
	L	63	
	P	70	
	H	120-129	CC8060OG Executive armchair multi block tilt, aluminum base
	L	63	
	P	70	
	H	114	C8060AB High back armchair free floating tilt mechanism, 4-star aluminum base
	L	63	
	P	74	
	H	117	C8060AV High back armchair free floating tilt mechanism, 4-legged pyramid base ø840
	L	63	
	P	84	
	H	87-96	C8061OG Manager's armchair multi block tilt, aluminum base
	L	63	
	P	70	
	H	86	C8061B Mid back swivel armchair, 4-star aluminum base
	L	63	
	P	70	
	H	86	C8062B Mid back swivel armchair, 4-legged pyramid base ø840
	L	63	
	P	84	

HAIKU WOOD

EXECUTIVE

Design: R&D Sitlosophy®










An elegant armchair with a wraparound design for those who expect more than just comfort from an executive chair. The outer shell is made of oak wood, while the padding can be upholstered in fabric or one of the premium leathers available in the catalogue.




























Specifications






















Structure	Natural polished oakwood seat, back and headrest
Padding	Shape-retaining, highly resilient polyurethane foam Seat 7 cm thick, density 40 rc, back and headrest 4 cm thick, density 30 rc
Armrests	Natural polished oak wood
Mechanism	MEC 4 Multi block knee tilt plus with side tension control lever.
	MEC 2 multi block tilt;
	MEC 5 free floating tilt on items 8060 AB / 8060 AV
Height adjustment	Gas pump (UNI 9084 certified) on items with tilt mechanism
Castors	AR4 Ø 65 polyamide
Swivel base	B66 Polished cast-aluminum. B80 ø740 4-star polished aluminum on item 8060AB. Optional: B81 ø740 4-star black aluminum on item 8060AB. B68 ø700 4-star polished aluminum on item 8061B. Optional: B70 4-star black aluminum on item 8061 B. Polished aluminum 4-spikes pyramid base ø840 on items 8060AV / 8062 B.

Components and/or modules WOOD version

Image	Dimension	Cod.	Description
	H	119-128	WC8060OG Executive armchair, natural polished oakwood shell, multi-block tilt, polished aluminum base
	L	63	
	P	70	
	H	120-129	WCC8060OG Executive armchair, natural polished oakwood shell, multi-block knee tilt, polished aluminum base
	L	63	
	P	70	
	H	114	WC8060AB High back armchair, natural polished oak wood shell, free floating tilt mechanism, 4-star aluminum base
	L	63	
	P	74	
	H	117	WC8060AV High back armchair, natural polished oak wood shell, free floating tilt mechanism, 4-legged pyramid aluminum base ø840
	L	63	
	P	84	
	H	87-96	WC8061OG Manager's armchair, natural polished oakwood shell, multi-block tilt, polished aluminum base
	L	63	
	P	70	
	H	86	WC8061B Mid back swivel armchair, natural polished oak wood shell, 4-star aluminum base
	L	63	
	P	70	
	H	86	WC8062B Mid back swivel armchair, natural polished oak wood shell, 4-legged pyramid aluminum base ø840
	L	63	
	P	84	

Coverings

Cat.	Covering	Description	Certifications	Folder Colors
2	 Angel <i>13 colors</i>	Weight: ± 228 g/sqm Composition: 100% polypropylene F.R. Martindale: 100,000 cycles	 Fire proof class 1IM	
2	 One <i>15 colors</i>	Weight: ± 350 g/sqm Composition: 100% recycled polyester Martindale: 100,000 cycles	 Fire proof class 1IM	
2	 Gazebo <i>15 colours</i>	Weight: ± 640 g/sqm Composition: 87.5% Plasticized Polyvinyl Chloride – 4.4% Cotton- 8.1% Polyester Martindale: 50,000 cycles	 Fire proof class 1IM	
2	 King-flex <i>15 colours</i>	Weight: ± 300 g/sqm Composition: 100% polyester Trevira CS Martindale: 100,000 cycles	 Fire proof class 1IM	
3	 Secret <i>15 colors</i>	Weight: ± 540 g/sqm Composition: 76% PVC – 2% PU – 22% PES Martindale: 60,000 cycles Features: waterproof, UV-resistant, suitable for outdoor	 Fire proof class 1IM	
3	 Mini <i>15 colors</i>	Weight: ± 340 g/sqm Composition: 100% polyester Trevira CS Martindale: 100,000 cycles	 Fire proof class 1IM	
3	 Chili <i>15 colors</i>	Weight: ± 470 g/sqm Composition: 100% Post-consumer recycled polyester FR Martindale: 60,000	 Fire proof class 1IM	
4	 Leather <i>13 colors</i>	100% genuine leather	 Vera pelle	
5	 Step <i>15 colors</i>	Weight: ± 340 g/sqm Composition: 100% Trevira CS Martindale: 100,000 cycles	 Fire proof class 1IM	

Cat.	Covering	Description	Certifications	Folder Colors
5		Go Check 15 colors Weight: ± 310 g/sqm Composition: 100% Trevira CS Martindale: 80,000 cycles	     Fire proof class 1IM	
6		Panama leather 15 colors Composition: 100% corrected grain leather Thickness: 1.0 – 1.2 mm Flexural strength: 50,000 cycles	 Vera pelle Flame resistance treatment available on request	
7		Grain 15 colors Weight: ± 615 g/sqm Composition: 100% Trevira CS Martindale: 100,000 cycles California TB 117-2013		
7		Focus 15 colors Weight: ± 660 g/sqm Composition: 100% New Zealand Wool Martindale: 100,000 cycles CLASS 1 IM - UNI 9175	 	
7		Extrema 15 colors Weight: ± 480 g/sqm Composition: 63% PU – 29% COT – 8% PES Martindale: 150,000 cycles Features: Antibacterial protection	  Ultra-Fresh* Fire proof class 1IM	

Certifications



Ministerial Homologation Class 1IM on request in the fully upholstered version. Search for FSC® products



<https://www.sitlosophy.com/en/seat/haiku/>



<https://www.sitlosophy.com/en/seat/haiku-2/>

INSTRUCTIONS FOR USE AND MAINTENANCE

GENERAL INFORMATION

If the chair is used as a computer station, the angles between the foot and calf, calf and thigh, thigh and back, forearm and shoulder must be approximately 90°

GAS PUMP

Instructions for use: The height adjustment of the seat by gas pump is obtained by pulling the lever of the mechanism upwards.

Maintenance instructions: the pump does not require any particular maintenance but it is advisable to avoid direct contact with the sliding parts as they contain lubricant. Warnings: Do not open the gas column by force. Specialized staff only can replace or repair the gas pump.

MECHANISMS

Instructions for use: All anti-shock mechanisms have a safety system which, once unlocked, is activated with a slight backward movement of the backrest, to prevent it from returning abruptly and accidentally forward.

Care instructions: It is recommended to clean the mechanism periodically to prevent dust or other indoor pollutants from affecting its operation or causing squeaking.

Warnings: All mechanism adjustments (height, sideshift, seat and backrest adjustment, swivel) must be operated while seated to avoid improperly straining the mechanism. When adjusting, be careful to avoid any risk of entrapment or crushing of the fingers.

PADDED PARTS

Care instructions:

Leatherette: Clean with a damp cloth, mild soap and rinse well with water. It is imperative to avoid using solvents, bleaches or other chemical detergents, as they could alter the aesthetic and physical characteristics of the product. In general, light-coloured materials cannot be put in contact with clothes containing unfixed dyes (e.g. jeans and derivatives) in order to avoid stains or streaks that are difficult to remove.

Fabric: Clean using a damp sponge by moistening the fabric without getting it wet. The use of a suction brush is not recommended, as traces of shampooing may remain on the upholstery, which would change the fire behaviour of the fabric. Gently dab from the edges to the centre of the stain, do not rub. After stain removal, it is necessary to proceed with a complete drying of the fabric, avoiding subjecting it to high temperatures. The use of solvents, bleaches or other chemical detergents should be strictly avoided, as they could alter the aesthetic and physical characteristics of the product.

Leather: Clean regularly with a soft, dry cloth. Any stains can be removed using a cloth dampened with water and neutral soap by making regular circular movements. Dry gently after treatment. Gently dab from the edges to the centre of the stain, do not rub. The use of solvents, bleaches or other chemical detergents should be strictly avoided, as they could alter the aesthetic and physical characteristics of the product.

Wool: Use the vacuum cleaner regularly with a smooth nozzle, without brushing or scrubbing in any way. The use of solvents, bleaches or other chemical detergents should be strictly avoided, as they could alter the aesthetic and physical characteristics of the product.

Warnings: Some upholstery (leather, imitation leather, weft fabrics) may have a slightly different aesthetic result depending on the batch, the dyeing bath and the product to be made. In particular, the leather used for the upholstery of sofas and armchairs is a material of natural origin so any small imperfections are not to be considered defects. The leather upholstery, with use, can change appearance and texture over time, this is to be considered normal.

UNPADDED PARTS

Care instructions:

Mesh: Use the vacuum cleaner regularly with a smooth spout, without brushing or scrubbing in any way. Any stains can be removed using a cloth dampened with water and neutral soap with regular circular movements. The use of solvents, bleaches or other chemical detergents should be strictly avoided, as they could alter the aesthetic and physical characteristics of the product.

Exposed wood: Clean using a dry cotton cloth to remove any dust residue or minor impurities. Do not use wet or damp cloths. To avoid unsightly scratches, do not use abrasive cloths, chemicals or powder cleaners that may damage the paintwork. avoid the use of solvents, bleaches or other chemical detergents, as they could alter the aesthetic and physical characteristics of the product. Wooden surfaces, being a natural material themselves, may undergo colour alterations with use and over time.

Plastic: Plastic surfaces should generally be cleaned with a damp and soft cloth soaked in water, it is not recommended to use dry cloths that could load with rubbing electrostatically the plastic surface by attracting dust. For more stubborn stains, neutral liquid soap can be diluted in water in moderation. The use of solvents, bleaches or other chemical detergents should be strictly avoided, as they could alter the aesthetic and physical

characteristics of the product. Avoid all abrasive substances such as washing powders, abrasive pastes, scouring pads or rough sponges. Avoid dragging objects that can scratch the material on surfaces.

PAINTED / CHROME-PLATED METAL BASES AND STRUCTURES

Maintenance and cleaning instructions: Both steel or aluminum metal surfaces and painted surfaces should be cleaned with a damp, soft cloth soaked in warm water; For more stubborn stains, it is possible to dilute neutral liquid soap in water, in moderation. Always dry after cleaning with a soft cloth or chamois skin. Do not use creams and pastes suitable for cleaning steel ovens, do not use chlorine, do not use bleach and other aggressive detergents. It is not recommended to use abrasive pastes, scouring pads and scouring pads that can scratch metal surfaces. Avoid contact with floor cleaners containing corrosive solvents such as but not limited to muriatic acid, ammonia, rubbing alcohol, bleach, sulphuric acid, soda, etc.

CASTORS

Tips: When using the chair on tiled floors, carpets or rugs, we recommend the use of polyamide castors. For stone, wood, laminate floors, we recommend the use of soft desmopan rubber castors. Maintenance and cleaning instructions: It is advisable to clean the castors periodically to avoid the accumulation of dirt that can cause malfunction. Warnings: Do not stress the sliding of the castors on floors with pronounced joints as the difference in height can cause them to break.